



# **Increased security with 2-Factor Authentication: aim, state of play and next steps**

**National Europass Centres meeting  
Bratislava 29-30 September 2022**



## 2-Factor Authentication in Europass

**Cybercrime rising, citizens targeted personally by phishing and identity theft**

**Authentication with only a password (1-Factor Authentication) is not as safe as adding a second step to authenticate and verify who is really logging into a Europass account**

**To protect personal data of Europass users, increasing security with 2-Factor Authentication (2FA)**

**2FA in Europass can be used in different ways: EU Login mobile app or national eID**



## **2-Factor Authentication in Europass**

**Continuous technical guidance to users through info banner, social media, emails and prompts on the login procedure**

**Also guidance on necessity to improve safety of personal data**

**Working with National Europass Centres to promote and collect feedback on how to improve 2FA**

**Live tests in March and April with user survey**



## **Key messages to users**


**Your data is safe with Europass – make it safer with 2FA**

**Europass is adapting to the needs in cyber security**


**Nothing else will change with your Europass account**

**2FA is simple and can be done in a few steps**

Europass is taking the next step to increase security for all users.

 Change to the new **two-step login process!** It will be compulsory soon.

You can use the EU login app on your mobile phone or your national eID if you have one.



europass

Europass tools




Learn in Europe

Work in Europe

About Europass

Stakeholders

Login to Europass

-  [Create CV](#)
-  [Create Cover Letter](#)
-  [Test your digital skills](#)

# europass

*Take the next step*

Your free, personal tool for learning and working in Europe

Create your free Europass



## Multiple factors authentication

A two step login will soon be mandatory in order to help you keep your data safer. If you haven't already done so, would you like to setup the second step now?

Make sure that your data is secure by using two factor authentication.

---

The European Commission cannot be held liable in the case of data leak caused by the breach of individual user accounts, due to weak account access practices (i.e. weak/trivial passwords, passwords that are re-used on multiple different services, or weak password protection practices – e.g. storing or communicating your password on post-it/paper notes, text messages, etc.).



Europass is taking the next step to increase security for all users.

Change to the new **two-step login process**! It will be compulsory soon.

You can use the EU login app on your mobile phone or your national eID if you have one.



europass

Europass tools

Learn In Europe

Work In Europe

About Europass

Stakeholders

Login to Europass

# New two-step login process to access Europass account

Your data on Europass is better protected by adding the two-factor authentication (2FA) or two-step login method to your Europass account.

Using just a password is not enough these days as more than 80% of hacks are the result of credential theft. A simple second step after you enter your password will make sure that your account is safer from hackers trying to steal any information that can be misused. Make sure to activate your 2FA in Europass as this will become a mandatory safety requirement soon.

## What do you need to do?

- Add a second device (smartphone or tablet) to [your EU LOGIN account](#).
- Download the EU login app onto your phone or tablet ([IOS](#) or [Android](#)).

OR

- Link your eID (electronic ID) to your EU Login account, click on Link my eID. This option can link your national electronic identity card to your EU Login account.\*

Complete the process according to the steps explained in the [instructions document](#) or watch the [video tutorial](#).

\*This option is available only in certain EU countries. If you are already using this option no additional action is required.

## Background Information

The European Commission is implementing the 2FA to support you in keeping your data safe and secure on the Europass portal.

All your information on your Europass account will stay as it is. It is only one extra step that you will need to do to ensure your data is better protected.

In case you have any questions or need help with this process please contact the [Europass helpdesk](#).



Europass 2FA tutorial\_EN .pptx  
English (3.8 MB - PPTX)

Download

Available translations (23)

# Two factor authentication tutorial

[← Back to Document Library](#)



This PowerPoint presentation provides a step by step explanation on how to set up the two factor authentication to be able to login to Europass.



**Europass 2FA tutorial\_EN .pptx**  
English (3.8 MB - PPTX)

[Download](#) 

Available translations (23) 



## Next



**Further emails to users announcing switch date**

**Switch to mandatory 2FA on 11 October 2022**

**Cooperation with Commission's IT services for technical improvements in login procedure (EU Login)**

**Cooperation with NECs on communicating positive aspects of 2FA**

**KPIs and statistics for period after mandatory 2FA**



# Thank you!

